

SPØ1DESIGN.COM

ANITA

COLLECTION



ANITA COLLECTION



ANITA ARMCHAIR
LOW BACK, SWIVEL BASE

ANITA OFFERS A COMPACT FOOTPRINT COUPLED WITH THE LUXURIOUSNESS OF A WIDE WELCOMING ARMCHAIR.

THE TAILORED PIECE HAS A SWIVEL BASE AND CONTOURED EXTERNAL SHELL MADE FROM TWO INDIVIDUAL PARTS, A DISTINCTIVE EXPRESS JOIN AT THE ARM HIGHLIGHTING WHERE THE TWO SHELLS MEET.

THE COMPLEX TAPERING OF THE LEGS IS INDICATIVE OF SP01'S DEVOTION TO DETAIL.

ANITA IS AVAILABLE WITH A SWIVEL BASE OR METAL ROD BASE, OFFERING A TIMELESS DESIGN WITH GREAT VERSATILITY.

DESIGNER

METRICA 2015

MATERIALS

THE SHELL IS MADE OF CURVED MOULDED PLYWOOD AND UPHOLSTERED IN MULTI-DENSITY POLYURETHANE FOAMS.

THE ASH SWIVEL BASE COMES WITH A STEEL SUB-STRUCTURE.

BASE AVAILABLE IN NATURAL ASH, CARBON STAINED ASH OR GREY LACQUERED ASH.

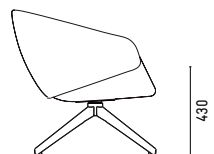
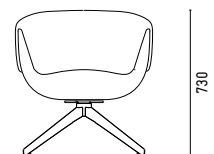
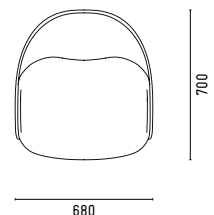
UP TO 70 COMBINATIONS OF FABRIC OR LEATHER AVAILABLE. AVAILABLE WITH THE OPTION TO SPECIFY WITH TWO-TONE UPHOLSTERY.

CERTIFICATION

GECA AND CATAS
FSC CERTIFIED TIMBERS

DIMENSIONS

AA1 / AA2 (TWO-TONE)



ANITA COLLECTION



ANITA ARMCHAIR HIGH BACK, SWIVEL BASE

OFFERING THE SAME COMPACT FOOTPRINT AS THE ORIGINAL BUT WITH A HIGHER BACKREST, THE ANITA HIGH ARMCHAIR PROVIDES GREATER VISUAL PRESENCE AND A NEW LEVEL OF COMFORT.

A STITCH DETAIL IN THE SEATBACK MAKES A CLEVER REFERENCE TO THE ORIGINAL ANITA, MEANING THE TWO CHAIRS CAN BE USED TOGETHER IN MIXED SETTINGS, MAKING IT PERFECT FOR EITHER COMMERCIAL OR RESIDENTIAL USE.

ANITA HIGH ARMCHAIR IS AVAILABLE WITH A SWIVEL BASE IN THREE WOOD FINISHES OR THE METAL ROD BASE IN THREE SATIN FINISHES, OFFERING A TIMELESS DESIGN WITH GREAT VERSATILITY.

DESIGNER

METRICA 2017

MATERIALS

THE SHELL IS MADE OF CURVED MOULDED PLYWOOD AND UPHOLSTERED IN MULTI-DENSITY POLYURETHANE FOAMS.

THE ASH SWIVEL BASE COMES WITH A STEEL SUB-STRUCTURE.

BASE AVAILABLE IN NATURAL ASH, CARBON STAINED ASH OR GREY LACQUERED ASH.

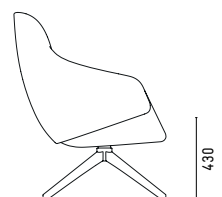
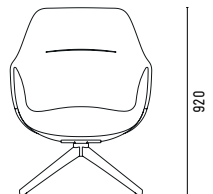
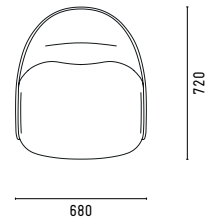
UP TO 70 COMBINATIONS OF FABRIC OR LEATHER AVAILABLE. AVAILABLE WITH THE OPTION TO SPECIFY WITH TWO-TONE UPHOLSTERY.

CERTIFICATION

GECA AND CATAS
FSC CERTIFIED TIMBERS

DIMENSIONS

AAH1 / AAH2 (TWO-TONE)



ANITA COLLECTION



ANITA ARMCHAIR
LOW BACK, ROD BASE

A NEW BASE FOR ANITA IS REMINISCENT OF THE DECORATIVE STYLE OF THE 50'S.

THE BASE IS MADE FROM SOLID STEEL ROD WHICH GRACEFULLY HUGS THE CURVE OF THE SEAT WITH LEGS LEADING TO A DELICATE DISC FOOT.

AVAILABLE FOR USE WITH EITHER THE HIGH OR LOW BACK ANITA SHELL.

DESIGNER

METRICA 2017

MATERIALS

THE SHELL IS MADE OF CURVED MOULDED PLYWOOD AND UPHOLSTERED IN MULTI-DENSITY POLYURETHANE FOAMS.

THE METAL ROD BASE IS AVAILABLE IN THREE SATIN FINISHES: BLACK, PEWTER OR BRASS.

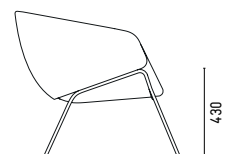
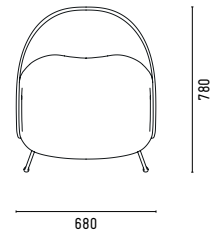
UP TO 70 COMBINATIONS OF FABRIC OR LEATHER AVAILABLE. AVAILABE WITH THE OPTION TO SPECIFY WITH TWO-TONE UPHOLSTERY.

CERTIFICATION

GECA AND CATAS
FSC CERTIFIED TIMBERS

DIMENSIONS

AAR1 / AAR2 (TWO-TONE)



ANITA COLLECTION



ANITA ARMCHAIR
HIGH BACK, ROD BASE

OFFERING THE SAME COMPACT FOOTPRINT AS THE ORIGINAL BUT WITH A HIGHER BACKREST, THE ANITA HIGH ARMCHAIR PROVIDES GREATER VISUAL PRESENCE AND A NEW LEVEL OF COMFORT.

A STITCH DETAIL IN THE SEATBACK MAKES A CLEVER REFERENCE TO THE ORIGINAL ANITA, MEANING THE TWO CHAIRS CAN BE USED TOGETHER IN MIXED SETTINGS, MAKING IT PERFECT FOR EITHER COMMERCIAL OR RESIDENTIAL USE.

ANITA HIGH ARMCHAIR IS AVAILABLE WITH A SWIVEL BASE IN THREE WOOD FINISHES OR THE METAL ROD BASE IN THREE SATIN FINISHES, OFFERING A TIMELESS DESIGN WITH GREAT VERSATILITY.

DESIGNER

METRICA 2017

MATERIALS

THE SHELL IS MADE OF CURVED MOULDED PLYWOOD AND UPHOLSTERED IN MULTI-DENSITY POLYURETHANE FOAMS.

THE METAL ROD BASE IS AVAILABLE IN THREE SATIN FINISHES: BLACK, PEWTER OR BRASS.

UP TO 70 COMBINATIONS OF FABRIC OR LEATHER AVAILABLE. AVAILABLE WITH THE OPTION TO SPECIFY WITH TWO-TONE UPHOLSTERY.

CERTIFICATION

GECA AND CATAS
FSC CERTIFIED TIMBERS

DIMENSIONS

AAHR1 / AAHR2 (TWO-TONE)

