

SPØ1DESIGN.COM

MICHELLE

SEATING COLLECTION



MICHELLE SEATING COLLECTION



MICHELLE CHAIR

Building on the success of the Michelle mirror series, Tim Rundle has developed the visual language of the arc to create seating that is an exercise in architectural geometry. On it's own, a single Michelle chair makes a bold style statement, the variously oval or round backs and circular bases set upon fine tubular steel frames to create sculptural shapes in space.

Assembled in series, the arched backrests of the dining chairs and stools form a rigorously ordered group that references classical colonnades. In repose or in use, the graphic aspect of the Michelle chairs and stool makes them future classics.

DESIGNER

Tim Rundle, 2019

MATERIALS

The seat and backrest are made of curved moulded plywood, available in natural, carbon stained or red lacquered ash.

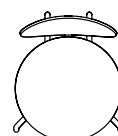
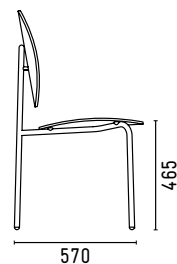
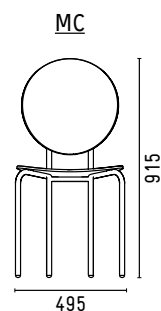
Frame made of steel tube, finished in RAL9017 black, RAL3007 red, black chrome or gold chrome finish.

Available in selected colour and finishes combinations with fabric or leather upholstery.

CERTIFICATES

CATAS
FSC certified timbers

DIMENSIONS



MICHELLE SEATING COLLECTION



MICHELLE CHAIR
HIGH BACK

The high back version features the same geometric play on shapes, with a distinct oval backrest.

MATERIALS

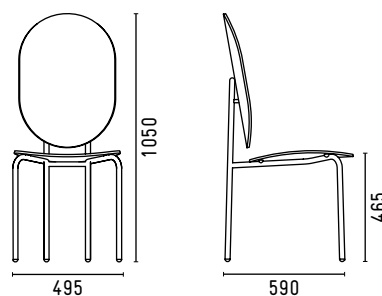
The seat and backrest are made of curved moulded plywood, available in natural, carbon stained or red lacquered ash.

Frame made of steel tube, finished in RAL9017 black, RAL3007 red, black chrome or gold chrome finish.

Available in selected colour and finishes combinations with fabric or leather upholstery.

DIMENSIONS

MCH

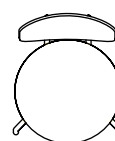


DESIGNER

Tim Rundle, 2019

CERTIFICATES

FSC certified timbers



MICHELLE SEATING COLLECTION



MICHELLE
LOW STOOL

As a stool, Michelle takes on a new personality again. Dress her up with finishes such as gold chrome and she is an elegant addition to a dressing room, or keep her raw with a natural ash seat and satin black leg , where she exudes an urban cool.

DIMENSIONS

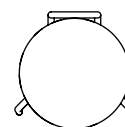
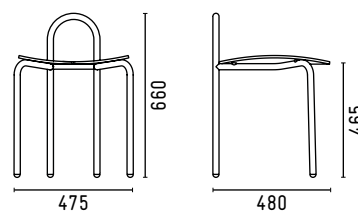
MATERIALS

The seat is made of curved moulded plywood, available in natural, carbon stained or red lacquered ash.

Frame made of steel tube, finished in RAL9017 black, RAL3007 red, black chrome or gold chrome finish.

Available in selected colour and finishes combinations with fabric or leather upholstery.

MS



DESIGNER

Tim Rundle, 2019

CERTIFICATES

FSC certified timbers

MICHELLE SEATING COLLECTION

MATERIAL

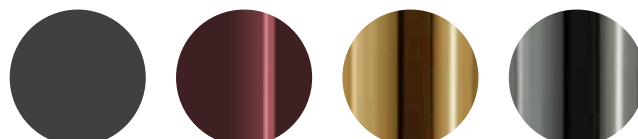
Seat & Back: Ash plywood. Available in upholstered and non upholstered version. One-sided upholstery of seat and backrest only. Upholstery available in SP01 selected combinations only.

SEAT & BACKREST COLOUR



Natural ash Carbon stained ash Red lacquered ash

FRAME COLOUR




RAL9017 satin black RAL3007 glossy red Gold chrome Black chrome

FABRIC UPHOLSTERY



Barcelona Black & White Adelaide Sand Adelaide Smoke Adelaide Ruby Milan Mirror Milan Black

LEATHER UPHOLSTERY



Edinburgh Cognac Edinburgh Mist Edinburgh Oxblood

AVAILABLE FINISHES & COMBINATIONS

WOOD SEAT & METAL FRAME	FABRIC UPHOLSTERY						LEATHER UPHOLSTERY			
	not upholstered	Barcelona B&W	Adelaide Sand	Adelaide Smoke	Adelaide Ruby	Milan Mirror	Milan Black	Edinburgh Cognac	Edinburgh Mist	Edinburgh Oxblood
Natural ash + RAL9017 black	●	●	●			●		●		
Natural ash + gold chrome	●	●	●			●		●		
Carbon stained ash + RAL9017 black	●	●		●					●	
Carbon stained ash + black chrome	●	●		●					●	
Red lacquered ash + RAL3007 red	●				●					●